



6F, 331, FU-XING NORTH ROAD, 105 TAIPEI, TAIWAN

TEL: +886-2-2713-8111 Fax: +886-2-2717-0911

<http://www.octoreach.com>



Horizon TPR Charting Solution

Automatic Clinical Vital Sign Charting

Designed For Brand Patient Monitors

- ◆ **Patient Management**
Automatic or Manual Patient Registration
- ◆ **Automatic SureSigns Vital Sign Charting**
Automatic Vital Signs Charting for TPR Chart
- ◆ **Visualized Vital Sign Trend Data**
Dynamic TPR Graphing Feature
- ◆ **Quality Report**
Quality TPR Reporting and Compliance
- ◆ **Quick Deployment**
Easy-to-deploy for General Ward Environment

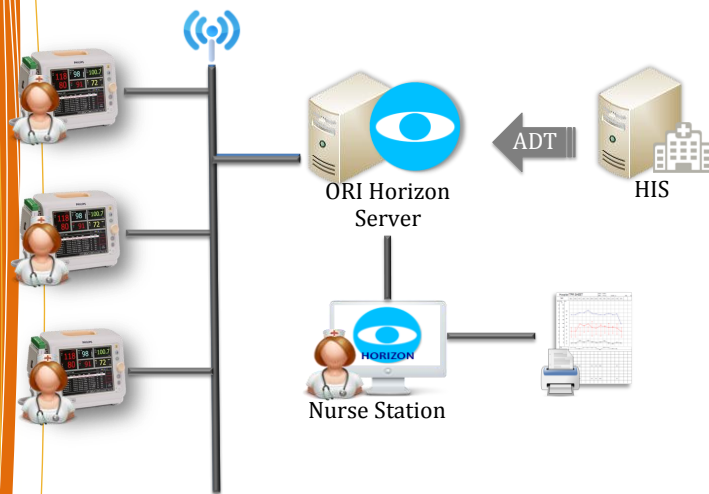


Patient Registration

AUTOMATIC & MANUAL PATIENT REGISTRATION

Patient registration in Horizon TPR Charting System can be done by user or HIS ADT messages. Patient admission, discharge and transfer features are built-in for easy management. HIS ADT messages can be processed automatically or nurses can also register new patient by hand. Patient information can be updated by HIS ADT message to minimize human error.

Bed No.	Name	MRN	Special Status	Gender	DOB	Age	Stay Start Time	Stay Attending Dr.
04A01A	王	987654		女	1989/01/01	24.2	2012/11/16 00:53...	96
04A01B	WANG	TTT123	U890	女	1970/11/22	42.3	2012/11/27 18:21...	85
04A01C	MinHo Lee	MM0987					2013/02/20 18:49...	0

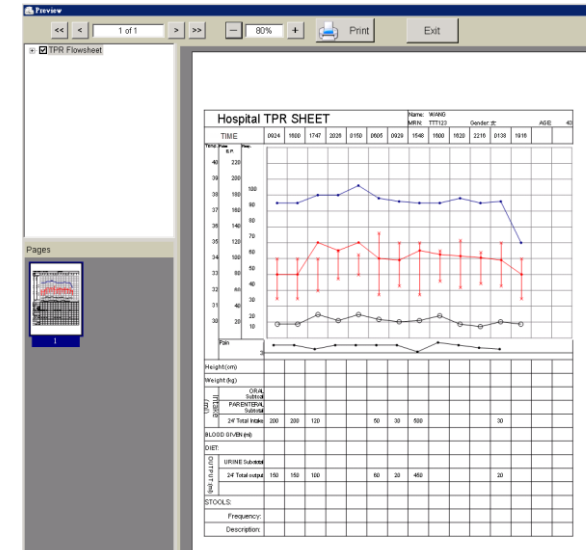


Automatic TPR Charting

FULLY INTEGRATE PHILIPS SURESIGNS HL7 DATA

Patient vital signs prepared by patient monitors are transferred to Horizon TPR system via HL7 messages. Vital signs will be fitted into TPR chart automatically in according the time the data measured. TPR chart is a flow sheet to show patient clinical information for physicians to judge patient condition. Automatic charting feature improves TPR data quality which will help on better diagnosis result. Physicians can view patient TPR data through Horizon TPR system in different time intervals, from exact time to 24-hour. A view for detail or for trend can be retrieved in steps.

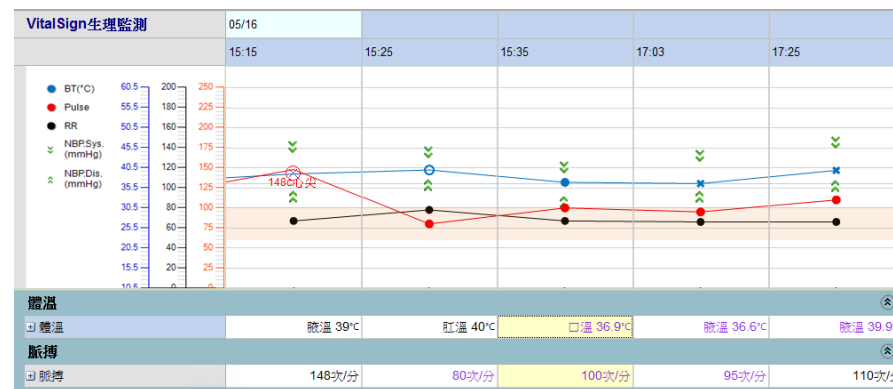
Quality Reporting and Compliance



The Quality Reporting provides an out of the box print-out with template that automatically maps vital sign data to create TPR report with quality. The method is mapping vital sign data to template fields, and reports are generated in a Microsoft® Excel® format for printing. This solution transforms the burdensome and labor-intensive TPR sheet drawing job to a simple task while enabling hospitals to demonstrate compliance with meaningful use and other regulatory reporting requirements to optimize hospital reimbursements.

Visualized Vital Sign Trend

Vital sign trend can be easily retrieved on Horizon TPR system. Physician can toggle the trend graph on/off with a single mouse click. Critical data can be marked on the graph for reference. Abnormal data or special order(drugs) are critical for judgment. Legends on the left with scales shows TPR symbols in different colors, trend curves move forward with time line on the flowsheet.




Features

- All numerical data can be selected as part of the trend graph.
- Temperatures can be of different symbol with respect to different locations.
- Mark for abnormal values (range of normal data is configurable)
- Special symbol for interaction of curves.

Quick Deployment

It is easy to deploy a Horizon TPR Charting System. A basic Horizon system can be as easy as a station workstation. All SureSigns patient monitors send patient vital signs back to this server via WiFi network. Nurses use PCs with Horizon client to finish the TPR charting and print the TPR report as the final medical records.



Main Features

- ◆ Support Brand Patient Monitors HL7 Messages
- ◆ Automatic Vital Sign Charting
- ◆ Intuitive TPR Chart User Interface
- ◆ Versatile TPR Graphing Patterns
- ◆ Auto / Manual Patient Registration



Integration

- ◆ Accept HIS ADT Messages for Patient Registration Automation
- ◆ Patient Monitor Auto Charting



Platform

- ◆ Microsoft Windows Server 2008
- ◆ Microsoft SQL Server 2012